

# COLD SPRINGS MIDDLE SCHOOL

## 2023-2024 SCHOOL PERFORMANCE PLAN



### Student Success Goal

The number of students at grade level, according to i-Ready, will increase by 10% in both ELA and Math by June 2024. (ELA 24%-34%, Math 15%-25%).

To support students to achieve this goal, we will:

1. Continue to implement professional development to inform teachers on how to utilize the i-Ready data with fidelity in their daily instruction.
2. Ensure all students take all three diagnostics.
3. Utilize i-Ready data during Professional Learning Community time to address student achievement gaps.

### Student, Staff, and Family Partnerships Goal

By the end of the 2023-2024 school year, Cold Springs Middle School will decrease chronic absenteeism by 10%.

To support students and families to achieve this goal, we will:

1. Utilize Business Intelligence Gateway data to determine which students/families identified as chronically absent.
2. The Engagement Specialist will make contact with all families and students that are exhibiting chronic absenteeism.

### Resources for Parents and Families

#### Quick Tips for Parents and Families

**Get involved!** Contact Cheryl Cuppett for information about volunteering with our school.

**Stay connected!** Let the front office know if your phone number, email or home address has changed.

**Know your child's teachers!** We are here to support your child's learning journey.

#### Resource Links

##### Infinite Campus Parent Portal

*See your child's grades, assignments, attendance information and important updates*

[www.washoeschools.net/ICparent](http://www.washoeschools.net/ICparent)

##### Family Resource Centers

*Basic needs assistance, resource referrals, and help with accessing services like SNAP*

[www.washoeschools.net/FRC](http://www.washoeschools.net/FRC)

##### Care Solace

*Free and confidential help to access mental health care providers in your community*

[www.washoeschools.net/Care](http://www.washoeschools.net/Care)



### OUR WCSD PROMISE

We will know every student by **NAME, STRENGTH AND NEED** so they graduate prepared for the future they choose and we will deliver on this promise in partnership with our **FAMILIES and COMMUNITY.**

### Our Student Demographics

**35%** Free or Reduced Lunch

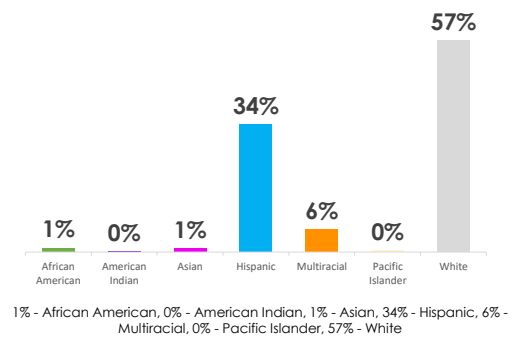
**6%** English Learners

**18%** Individualized Education Plans

**0%** Children in Transition

**0%** Foster

**3%** Gifted & Talented



### Total Enrollment

**648**

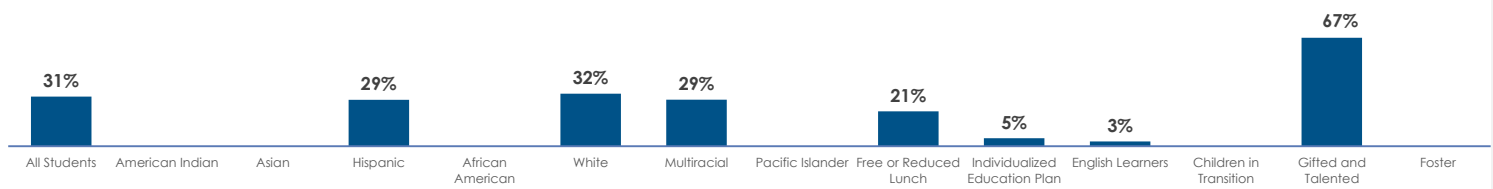


## Smarter Balanced Assessment

Percent Achieving 'At or Above' Standard

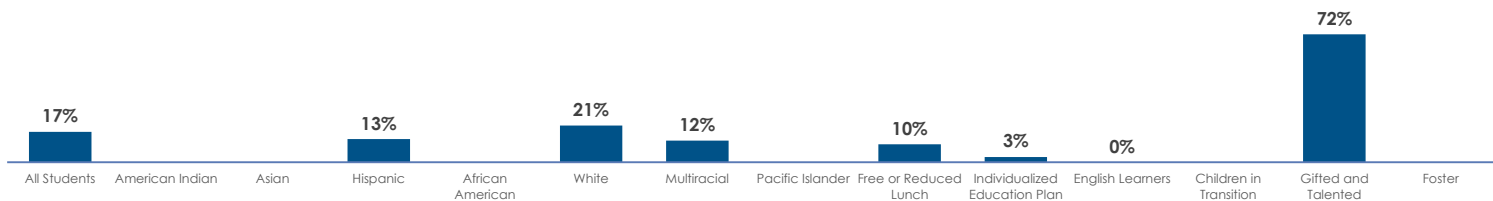


### English / Language Arts



English / Language Arts: Percentage achieving "At or Above" standard (2022-2023): 31% - All Students, \* - American Indian, \* - Asian, 29% - Hispanic, \* - African American, 32% - White, 29% - Multiracial, \* - Pacific Islander, 21% - Free or Reduced Lunch, 5% - Individualized Education Plan, 3% - English Learners, \* - Children in Transition, 67% - Gifted and Talented, \* - Foster

### Mathematics



Mathematics: Percentage achieving "At or Above" standard (2022-2023): 17% - All Students, \* - American Indian, \* - Asian, 13% - Hispanic, \* - African American, 21% - White, 12% - Multiracial, \* - Pacific Islander, 10% - Free or Reduced Lunch, 3% - Individualized Education Plan, 0% - English Learners, \* - Children in Transition, 72% - Gifted and Talented, \* - Foster



### 5th Grade Science Assessment

**34%**

Percentage of students achieving 'At or Above' Standard



### Attendance

**32%**

Percentage of students missing 10% or more of school days

Scan to see more data!

